

# Iraq Stock Exchange

Bulletin No (44)



سوق العراق للاوراق المالية  
IRAQ STOCK EXCHANGE

## ISX Trading Indices of Sunday 8/3/2026

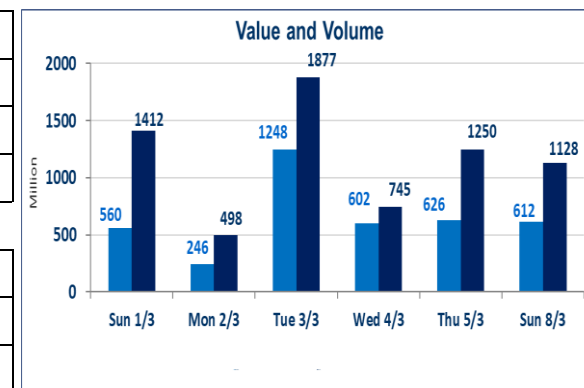
Traded Volume and OTC	612,297,340
-----------------------	-------------

Traded Value and OTC	1,128,311,888
----------------------	---------------

Traders	1004
---------	------

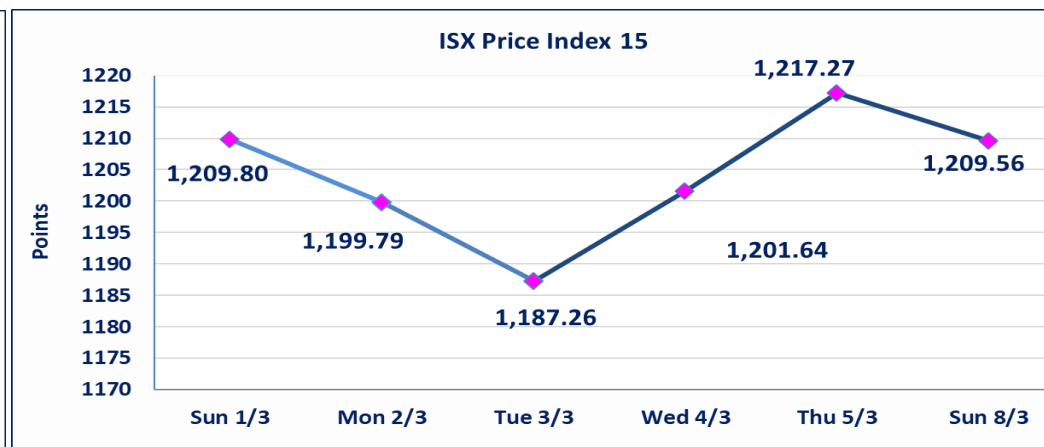
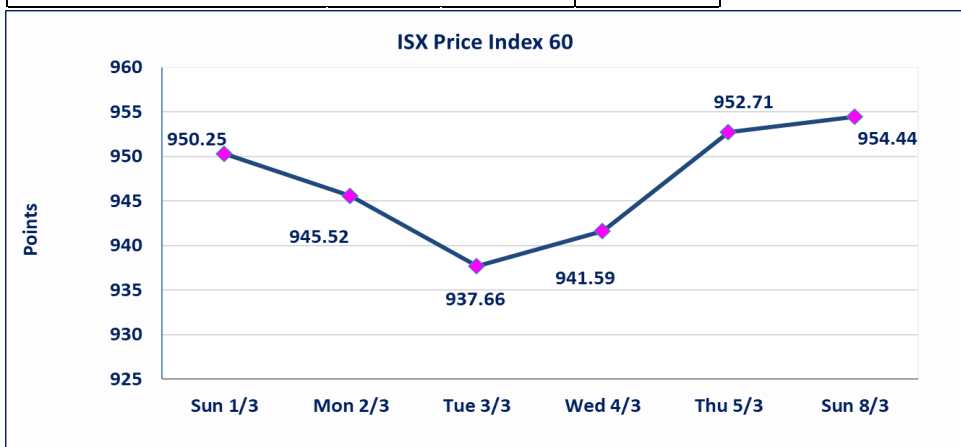
ISX Index 60	954.44
Previous ISX Index60	952.71
Change %	0.18
Change	1.73

ISX Index 15	1209.56
Previous ISX Index15	1217.27
Change %	-0.63
Change	-7.71



Listed Companies	104	OTC	14
Traded Listed Companies	45	OTC	1
GAM Companies	1		
Suspended Companies	10		

Non Traded listed	48	OTC	13
Higher Companies	15		
Lower Companies	8		



## ISX top gaining and losing companies

Sunday 8/3/2026

### Gainers

Company Name	Closing Price	Change (%)	Traded Volume
Mansour Hotel	47.770	4.99	53,419
Al-Hamraa for Insurance	3.630	4.91	25,000
Modern Construction Materials	1.090	4.81	525,000
Iraqi Carton Manufactories	2.710	4.63	1,413,330
Al-Ameen for Insurance	0.940	4.44	2,923,623

### Losers

Company Name	Closing Price	Change (%)	Traded Volume
Al-Ahlyia agricultural production	2.640	-4.69	63,971
National Bank of Iraq	4.600	-4.17	47,980,610
Commercial Islamic Bank of Iraq	0.640	-1.54	73,560,697
Palestine Hotel	18.800	-1.05	1,796,156
Al-Mansour Pharmaceuticals Indu	2.060	-0.48	10,193,356

### The most active companies in term of traded volume and value

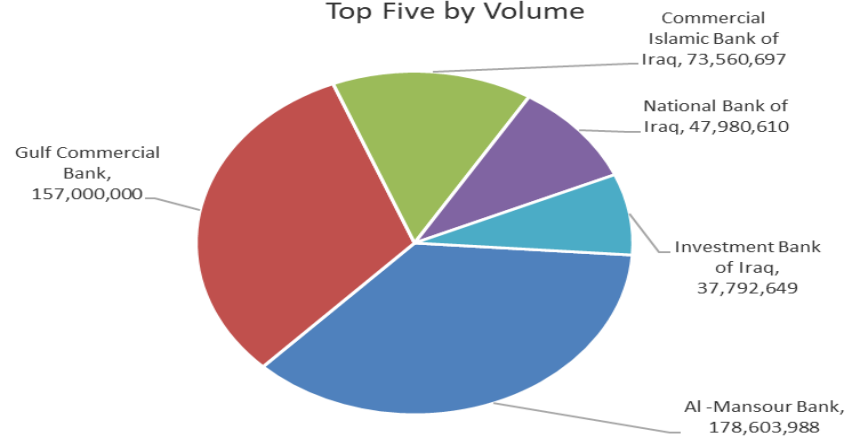
#### Traded Volume

Company Name	Closing Price	Change (%)	Traded Volume
Al -Mansour Bank	2.100	0.00	178,603,988
Gulf Commercial Bank	0.330	3.13	157,000,000
Commercial Islamic Bank of Iraq	0.640	-1.54	73,560,697
National Bank of Iraq	4.600	-4.17	47,980,610
Investment Bank of Iraq	0.220	0.00	37,792,649

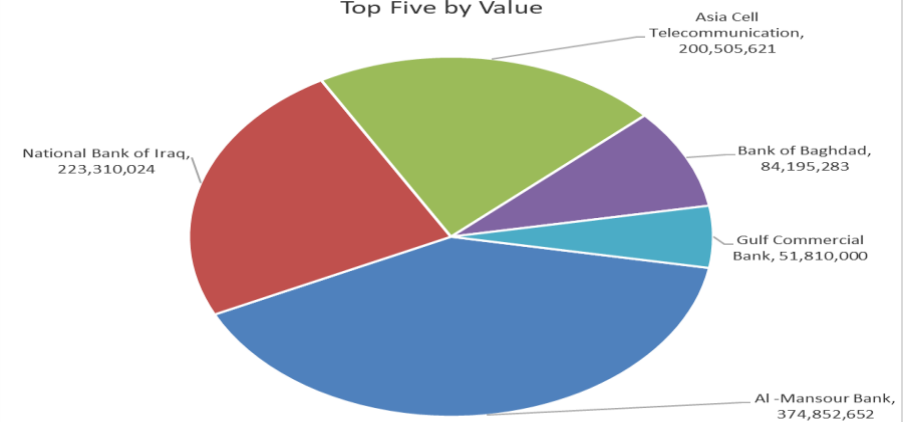
#### Traded Value

Company Name	Closing Price	Change (%)	Traded Value
Al -Mansour Bank	2.100	0.00	374,852,652
National Bank of Iraq	4.600	-4.17	223,310,024
Asia Cell Telecommunication	14.640	-0.27	200,505,621
Bank of Baghdad	3.060	0.00	84,195,283
Gulf Commercial Bank	0.330	3.13	51,810,000

#### Top Five by Volume



#### Top Five by Value



## Regular Market Bulletin No (44)



Company Name	Code	opening Price	highest price	lowest price	Average price	Prev Average price	Closing Price	prev closing price	change (%)	No.of Trades	Traded Volume	Traded Value
<b>Banks Sector</b>												
Ashur International Bank	BASH	0.230	0.230	0.230	0.230	0.230	0.230	0.230	0.00	3	1,300,000	299,000
Bank of Baghdad	BBOB	3.070	3.100	3.060	3.070	3.040	3.060	3.060	0.00	74	27,411,537	84,195,283
Commercial Islamic Bank of Iraq	BCOI	0.650	0.660	0.640	0.640	0.650	0.640	0.650	-1.54	50	73,560,697	47,258,135
Economy Bank	BEFI	0.220	0.220	0.220	0.220	0.220	0.220	0.220	0.00	6	8,000,000	1,760,000
Gulf Commercial Bank	BGUC	0.330	0.330	0.330	0.330	0.330	0.330	0.320	3.13	13	157,000,000	51,810,000
Investment Bank of Iraq	BIBI	0.220	0.220	0.210	0.220	0.220	0.220	0.220	0.00	13	37,792,649	8,309,227
Iraqi Islamic Bank	BIIB	0.990	0.990	0.990	0.990	0.980	0.990	0.990	0.00	8	2,804,583	2,776,537
Mosul Bank For Investment	BMFI	0.130	0.130	0.120	0.130	0.130	0.130	0.130	0.00	6	1,263,823	161,797
Al -Mansour Bank	BMNS	2.100	2.110	2.090	2.100	2.070	2.100	2.100	0.00	202	178,603,988	374,852,652
National Bank of Iraq	BNOI	4.800	4.800	4.600	4.650	4.770	4.600	4.800	-4.17	141	47,980,610	223,310,024
Al-Taif Islamic Bank	BTIB	0.670	0.670	0.670	0.670	0.690	0.670	0.670	0.00	9	1,119,563	750,107
<b>Total of Banks Sector</b>										525	536,837,450	795,482,762
<b>Telecommunication Sector</b>												
Asia Cell Telecommunication	TASC	14.680	14.700	14.550	14.620	14.570	14.640	14.680	-0.27	139	13,711,432	200,505,621
Al-Khatam Telecom	TZNI	3.540	3.630	3.480	3.560	3.470	3.600	3.500	2.86	20	511,660	1,819,298
<b>Total of Telecommunication Sector</b>										159	14,223,092	202,324,919
<b>Insurance Sector</b>												
Al-Ameen for Insurance	NAME	0.900	0.940	0.900	0.940	0.900	0.940	0.900	4.44	10	2,923,623	2,742,895
Dar Al-Salam for Insurance	NDSA	0.700	0.700	0.700	0.700	0.700	0.700	0.700	0.00	1	525,000	367,500
Gulf Insurance	NGIR	0.430	0.430	0.430	0.430	0.430	0.430	0.430	0.00	2	1,000,000	430,000
<b>Total of Insurance Sector</b>										13	4,448,623	3,540,395
<b>Service Sector</b>												
Baghdad -Iraq Transportation	SBPT	21.000	21.010	20.700	20.950	20.710	21.000	20.900	0.48	37	1,126,739	23,606,909
Mamoura Realestate	SMRI	3.200	3.200	3.150	3.160	3.180	3.170	3.180	-0.31	9	1,345,565	4,258,073
<b>Total of Service Sector</b>										46	2,472,304	27,864,982
<b>Industrial Sector</b>												
Baghdad Soft Drinks	IBSD	5.670	5.690	5.660	5.670	5.610	5.660	5.670	-0.18	42	1,670,268	9,470,583
Iraqi Date Processing and Marke	IIDP	2.600	2.600	2.600	2.600	2.600	2.600	2.600	0.00	1	113,719	295,669
Iraqi Engineering Works	IIEW	5.500	5.500	5.500	5.500	5.500	5.500	5.500	0.00	4	58,288	320,584
Iraqi For Tufted Carpets	IITC	17.000	17.500	17.000	17.500	17.000	17.500	17.000	2.94	9	249,315	4,362,841
Al-Kindi of Veterinary Vaccines	IKLV	2.500	2.500	2.500	2.500	2.500	2.500	2.500	0.00	2	500,000	1,250,000
Al-Mansour Pharmaceuticals Ind	IMAP	2.070	2.070	2.040	2.050	2.030	2.060	2.070	-0.48	40	10,193,356	20,890,366
Modern Sewing	IMOS	5.350	5.400	5.350	5.370	5.330	5.400	5.350	0.93	4	37,438	200,927
<b>Total of Industrial Sector</b>										102	12,822,384	36,790,970
<b>Hotels Sector</b>												
Baghdad Hotel	HBAG	11.510	11.510	11.510	11.510	11.510	11.510	11.510	0.00	10	104,403	1,201,679
Ishtar Hotels	HISH	8.920	9.000	8.920	8.960	8.910	8.920	8.920	0.00	7	174,393	1,562,944
Mansour Hotel	HMAN	47.770	47.770	47.770	47.770	45.500	47.770	45.500	4.99	4	53,419	2,551,826
Al-Sadeer Hotel	HSAD	23.000	23.000	23.000	23.000	23.020	23.000	23.000	0.00	1	2,009	46,207
<b>Total of Hotels Sector</b>										22	334,224	5,362,655
<b>Agricultural Sector</b>												
Al-Ahlyia agricultural production	AAHP	2.770	2.770	2.640	2.660	2.770	2.640	2.770	-4.69	3	63,971	170,050
Babil Animal & Vegetable Produ	ABAP	6.990	6.990	6.990	6.990	6.780	6.990	6.950	0.58	1	5,000	34,950
<b>Total of Agricultural Sector</b>										4	68,971	205,000
<b>Total Of Regular</b>										871	571,207,048	1,071,571,681

**Second Platform Market Bulletin No (44)**



Company Name	Code	opening Price	highest price	lowest price	Average price	Prev Average price	Closing Price	prev closing price	change (%)	No.of Trades	Traded Volume	Traded Value
<b>Banks Sector</b>												
Credit Bank Of Iraq	BROI	0.600	0.620	0.600	0.610	0.600	0.620	0.600	3.33	6	3,500,000	2,130,000
<b>Total of Banks Sector</b>										6	3,500,000	2,130,000
<b>Insurance Sector</b>												
Alahliya For Insurance	NAHF	0.850	0.850	0.850	0.850	0.850	0.850	0.850	0.00	1	45,781	38,914
Al-Hamraa for Insurance	NHAM	3.630	3.630	3.630	3.630	3.460	3.630	3.460	4.91	1	25,000	90,750
<b>Total of Insurance Sector</b>										2	70,781	129,664
<b>Industrial Sector</b>												
Al-Ameen Estate Investment	SAEI	1.780	1.790	1.780	1.780	1.650	1.790	1.730	3.47	12	492,000	876,760
<b>Total of Industrial Sector</b>										12	492,000	876,760
<b>Industrial Sector</b>												
Fallujah for construction Materi	IFCM	2.770	2.820	2.750	2.770	2.760	2.750	2.750	0.00	14	902,050	2,499,381
National Furniture Industries	IHFI	1.000	1.000	1.000	1.000	1.000	1.000	1.000	0.00	2	2,178	2,178
<b>Total of Industrial Sector</b>										16	904,228	2,501,559
<b>Total of Non Regular</b>										36	4,967,009	5,637,983

**Undisclosed Platform Companies Bulletin No (44)**



Company Name	Code	opening Price	highest price	lowest price	Average price	Prev Average price	Closing Price	prev closing price	change (%)	No.of Trades	Traded Volume	Traded Value
<b>Banks Sector</b>												
Sumer Commercial Bank	BSUC	0.140	0.140	0.130	0.130	0.130	0.140	0.140	0.00	6	16,000,000	2,140,000
<b>Total of Banks Sector</b>										6	16,000,000	2,140,000
<b>Industrial Sector</b>												
Electronic Industry	IELI	1.800	1.850	1.800	1.810	1.800	1.800	1.790	0.56	8	650,000	1,176,500
Al-Hilal Industries	IHLI	1.500	1.500	1.500	1.500	1.500	1.500	1.500	0.00	1	75,000	112,500
Iraqi Carton Manufactories	IICM	2.590	2.710	2.590	2.700	2.580	2.710	2.590	4.63	13	1,413,330	3,819,221
Modern Construction Materials	IMCM	1.090	1.090	1.090	1.090	0.990	1.090	1.040	4.81	2	525,000	572,250
The Light Industries	ITLI	1.210	1.230	1.200	1.210	1.190	1.220	1.190	2.52	23	5,499,283	6,644,040
<b>Total of Industrial Sector</b>										47	8,162,613	12,324,511
<b>Hotels Sector</b>												
Palestine Hotel	HPAL	19.000	19.000	18.800	18.830	18.780	18.800	19.000	-1.05	22	1,796,156	33,828,780
<b>Total of Hotels Sector</b>										22	1,796,156	33,828,780
<b>Agricultural Sector</b>												
Iraqi for Seed Production	AISP	4.910	4.910	4.900	4.910	4.900	4.910	4.910	0.00	13	289,514	1,421,434
<b>Total of Agricultural Sector</b>										13	289,514	1,421,434
<b>Total of Undisclosed</b>										88	26,248,283	49,714,725
<b>Grand Total</b>										995	602,422,340	1,126,924,388

**Iraq Stock Exchange not trading companies of Sunday 8/3/2026**

Company Names	Code	Previous Average Price	Closing Price
<b>Banks Sector</b>			
Elaf Islamic Bank	BELF	0.260	0.260
Kurdistan International Bank	BKUI	1.100	1.100
National Islamic Bank	BNAI	0.750	0.750
Union Bank of Iraq	BUOI	0.170	0.170
Asia Al Iraq Islamic Bank	BAIB	0.780	0.780
Cihan Bank for Islamic Investment&Finan	BCIH	2.200	2.200
Middle East Bank	BIME	0.060	0.060
United Bank	BUND	0.050	0.050
<b>Service Sector</b>			
Kharkh Tour Amuzement City	SKTA	4.000	4.190
Al-Mosul for funfairs	SMOF	6.690	6.690
AL-Nukhba for Construction	SNUC	0.770	0.770
Rehab Karbalaa	HKAR	0.680	0.680
<b>Industrial Sector</b>			
Metallic Industries and Bicycles	IMIB	1.850	2.600
Ready Made Clothes	IRMC	2.100	2.100
Al -Khazer Construction Materials	IKHC	1.200	1.200
<b>Hotels Sector</b>			
Babylon Hotel	HBAY	102.000	102.000
National for Tourist Investment	HNTI	9.200	9.200
Tourist Village of Mosul dam	HTVM	13.000	13.000
<b>Agricultural Sector</b>			
Agricultural Products Meat	AIPM	4.600	4.600
Modern for Animal Production	AMAP	0.360	0.360
Middle East for Production- Fish	AMEF	6.000	6.000
Iraqi Agricultural Products	AIRP	10.000	10.000
Company Names	Code	Previous Average Price	Closing Price
<b>Banks Sector</b>			
International Islamic Bank	BINT	0.200	0.200
Arab Islamic Bank	BAAI	1.000	1.000
Al-Rajih Islamic Bank	BRAJ	1.000	1.000
Erbil Investment & FinanceBank	BERI	0.110	0.110
AL-Anssari Islamic Bank	BANS	0.050	0.050
Trans Iraq Bank Investment	BTRI	0.310	0.310
Al-Mashreq Al-Arabi Islamic Bank	BAMS	0.850	0.850
Al-Mustashar Islamic Bank for Investmen	BMUI	1.000	1.000
Al-Qabidh Islamic Bank	BQAB	0.090	0.090
Trust International Islamic Bank	BTRU	0.750	0.750
Region Trade Bank	BRTB	1.000	1.000
World Islamic Bank for Investment	BWOR	1.000	1.000
Al janoob Islamic Bank	BJAB	0.940	0.940
Ameen Al-Iraq Islamic Bank	BAME	1.000	1.000
Iraq Noor Islamic Bank for Investment	BINI	0.250	0.250
Al-Ataa Islamic Bank	BLAD	0.100	0.100
<b>Investment Sector</b>			
Al-Ameen for Financial Investment	VAMF	1.200	1.200
<b>Industrial Sector</b>			
Baghdad for Packing Materials	IBPM	2.850	
Modern chemical industries	IMCI	100.000	100.000
<b>Service Sector</b>			
Ibdaa Al-sharq Alwast General Contractir	SIBD	1.000	1.000
<b>Hotels Sector</b>			
Ashour Hotel	HASH	27.000	27.000
<b>Agricultural Sector</b>			
AL-Rebass for Poultry&feed	AREB	-	-
Company Names	Code	Previous Average Price	Closing Price
<b>Banks Sector</b>			
Al-Qurtas Islamic Bank	BQUR	1.000	1.000
<b>Service Sector</b>			
General Transportation	SIGT	1.740	1.750
AL-Badia for General Trans	SBAG	0.880	0.880
<b>Industrial Sector</b>			
National Chemical &Plastic	INCP	1.840	1.850

Non Iraqi Trading of Regular Market (Buy)

Company Names	Code	No.of trades	Traded Shares	Trading Volume
<b>Banks Sector</b>				
National Bank Of Iraq	BNOI	1	21,240	99,403
Sumer Commerical Bank	BSUC	1	1,000,000	140,000
Al-Mansour Bank	BMNS	3	700,000	1,470,000
Total Bank sector		5	1,721,240	1,709,403
Grand Total		5	1,721,240	1,709,403

Non Iraqi Trading of Regular Market (Sell)

Company Names	Code	No.of trades	Traded Shares	Trading Volume
<b>Banks Sector</b>				
Bank Of Baghdad	BBOB	5	3,109,299	9,545,548
Al-Mansour Bank	BMNS	4	12,793,674	26,838,779
Total Bank sector		9	15,902,973	36,384,327
<b>Telecommunication Sector</b>				
Asia cell	TASC	6	1,019,734	14,990,090
Total Telecommunication sector		6	1,019,734	14,990,090
Grand Total		15	16,922,707	51,374,416

Non Iraqi Trading of Second Market (BUY)

Company Names	Code	No. of trades	Traded Volume	Traded Value
<b>Banks Sector</b>				
Credit Bank Of Iraq	BROI	1	1,000,000	600,000
Total Bank sector		1	1,000,000	600,000
Grand Total		1	1,000,000	600,000

## OTC Platform Trading Bulletin No (44)

Company Name	Code	highest price	lowest price	Average price	No.of Trades	Traded Volume	Traded Value
<b>Banks Sector</b>							
Al-Warka Bank	BWAI	0.150	0.140	0.140	9	9,875,000	1,387,500
<b>Total Of Money Service Sector</b>					9	9,875,000	1,387,500
<b>Total</b>					9	9,875,000	1,387,500

## Not Trading OTC Companies

Company Name	Code	Previous Average price
<b>Banks Sector</b>		
Hammurabi Commercial Bank	BHAM	—
Al-Sanam Islamic Bank	BSAN	3.000
<b>Industrial Sector</b>		
Kirkuk producing constructional materials	IKFP	2.380
<b>Money Service Sector</b>		
Iraqi Deposit Insurance Corporation	FIDI	1.000
Karmal Brokerage	FKSX	10.000
Rabee Securities	FRSE	9.500
Ishtar Gate for e-Paymant	FISH	1.000
Sama Baghdad Exchange	FSBE	—
<b>Insurance Sector</b>		
Al Badia Insurance	NBAD	—
Kurdistan Insurance	NKUI	0.500
Shatt Al Arab Insurance	NSHA	1.000
Elaf Insurance	NELF	—
Dilina Insurance Company	NDIL	—

Iraq Stock Exchange  
Non Iraqis' Bulletin Sunday March 8 2026  
Regular Market



**Non Iraqi Trading of OTC (Sell)**

Company Names	Code	No.of trades	Traded Shares	Trading Volume
<b>Banks Sector</b>				
Warka Bank for inv.&Finance	BWAI	2	1,875,000	262,500
<b>Total Bank sector</b>		2	1,875,000	262,500
<b>Grand Total</b>		2	1,875,000	262,500

Iraq Stock Exchange

Sunday 8/3/2026



سوق العراق للاوراق المالية  
IRAQ STOCK EXCHANGE

## Not Trading Bonds Bulletin

Bond type	Publish type	Code	last trading price	immortilize date
Banaa Bonds /Million ID	Second	CB20	964,981	19/12/2025
Eamar Bonds /Million ID	First	CB30	1,001,095	—
Eamar Bonds /Million ID	Second	CB40	—	—
Eamar Bonds /500 Thousand ID	Third	CB45	—	—
Eamar Bonds /Million ID	Third	CB50	—	—
Injaz Bonds /500 Thousand ID	First	CB55	—	—
Injaz Bonds /Million ID	First	CB60	—	—
Injaz Bonds /500 Thousand ID	Second	CB65	503,793	—
Injaz Bonds /Million ID	Second	CB70	1,026,082	—
Injaz Bonds /500 Thousand ID	Third	CB75	—	—
Injaz Bonds /Million ID	Third	CB80	978,182	—
National Bonds/Million ID	First	CB90	—	—
National Bonds/500 Thousand ID	Second	CB95	—	—
National Bonds/Million ID	Second	CB100	—	—